

SIMOSEC



Air-insulated, Compact Medium-Voltage Switchgear Up to 24 kV



SIMOSEC

Technology
Partner

SIEMENS

تهران، بزرگراه شیخ فضل ا... نوری، خیابان سازمان آب، خیابان حاجی پور امیر، کوچه مهدی، پلاک ۱
No.1, Mahdi Alley, Haji Pour Amir St., Sazman Aab Ave., Sheikh Fazlollah Nouri Highway, Tehran, IRAN

Email info@tmb-co.com

فکس ۰۲۱۸۸۲۶۰۷۰۷

تلفن ۰۲۱۸۷۷۴۰

کدپستی ۱۴۵۴۶۴۳۶۸۵

Web www.tmb-co.com

Fax 98 21 8826 0707

Tel 98 21 87740

P.O Box 1454643685

TECHNICAL SPECIFICATION

Rated insulation level	Rated voltage U_r	kV	7.2	12	17.5	24						
	Rated short-dur. power-frequency withstand voltage U_d											
	– phase-to-phase, phase-to-earth, open contact gap	kV	20	28, 42 ^{*)}	38	50						
	– across the isolating distance	kV	23	32, 48 ^{*)}	45	60						
	Rated lightning impulse withstand voltage U_p											
Rated frequency f_r	– phase-to-phase, phase-to-earth, open contact gap	kV	60	75	95	125						
	– across the isolating distance	kV	70	85	110	145						
Rated frequency f_r		Hz	50/60 →									
Rated normal current I_r **) for busbar	Standard	A	630 →									
	Option	A	800,1250 →									
50 Hz	Rated short-time withstand current I_k	for rated duration of short-circuit $t_k = 1\text{ s}, 2\text{ s}^{*)}$	up to kA	21	25	21	25	21	25	16	20	25
		for rated duration of short-circuit $t_k = 3\text{ s} (20\text{ kA}/4\text{ s}^{*)}$	up to kA	21	–	21	–	21	–	16	20	–
	Rated peak withstand current I_p		up to kA	52.5	63	52.5	63	52.5	63	40	50	63

Ring-main panel types R, R1, R(T), R1(T), cable panel types K and K1³⁾

Rated normal current I_r **)	Standard	A	630 →									
	Option	A	1250, 800 for type K1 →									
50 Hz	Rated short-time withstand current I_k	for rated duration of short-circuit $t_k = 1\text{ s}, 2\text{ s}^{*)}$	up to kA	21	25	21	25	21	25	16	20	25
		for rated duration of short-circuit $t_k = 3\text{ s}, (4\text{ s}^{*)}$	up to kA	21	–	21	–	21	–	16	20	–
	Rated peak withstand current I_p		up to kA	52.5	63	52.5	63	52.5	63	40	50	63
Rated short-circuit making current I_{ma}	for ring-main feeders		up to kA	52.5	63	52.5	63	52.5	63	40	50	63

Transformer panel types T, T1, T(T) as switch-fuse combination according to IEC 62271-105

Rated normal current I_r **)	Standard	A	200 →									
50 Hz	Rated short-time withstand current I_k ¹⁾⁴⁾	for rated duration of short-circuit $t_k = 1\text{ s}, 2\text{ s}^{*)}$	up to kA	21	25	21	25	21	25	16	20	25
		for rated duration of short-circuit $t_k = 3\text{ s} (4\text{ s}^{*)}$	up to kA	21	–	21	–	21	–	16	20	–
	Rated peak withstand current I_p ¹⁾	for transformer feeders ¹⁾	up to kA	52.5	63	52.5	63	52.5	63	40	50	63
	Rated short-circuit making current I_{ma} ¹⁾	for transformer feeders ¹⁾	up to kA	52.5	63	52.5	63	52.5	63	40	50	63

Disconnecter panel types D1, D1(T)

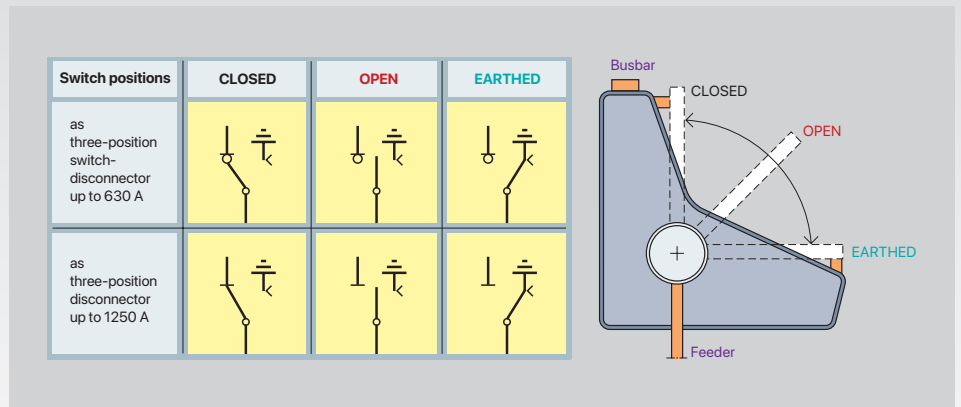
Rated normal current I_r **)	Standard	A	1250 →									
	On request	A	630 →									
50 Hz	Rated short-time withstand current I_k	for rated duration of short-circuit $t_k = 1\text{ s}, 2\text{ s}^{*)}$	up to kA	21	25	21	25	21	25	16	20	25
		for rated duration of short-circuit $t_k = 3\text{ s} (4\text{ s}^{*)}$	up to kA	21	–	21	–	21	–	16	20	–
	Rated peak withstand current I_p		up to kA	52.5	63	52.5	63	52.5	63	40	50	63

Circuit-breaker panel ²⁾ types L, L1, L(T), L1(T)

Rated normal current I_r **)	Standard : L, L(T), L1, L1(T)	A	630 →									
	Option L1, L1(T)	A	1250 A →									
50 Hz	Rated short-time withstand current I_k	for rated duration of short-circuit $t_k = 1\text{ s}, 2\text{ s}^{*)}$	up to kA	21	25	21	25	21	25	16	20	25
		for rated duration of short-circuit $t_k = 3\text{ s} (4\text{ s}^{*)}$	up to kA	21	–	21	–	21	–	16	20	–
	Rated peak withstand current I_p		up to kA	52.5	63	52.5	63	52.5	63	40	50	63
	Rated short-circuit making current I_{ma}		up to kA	52.5	63	52.5	63	52.5	63	40	50	63
	Rated short-circuit breaking current I_{sc}		up to kA	21	25	21	25	21	25	16	20	25

▶ BENEFITS

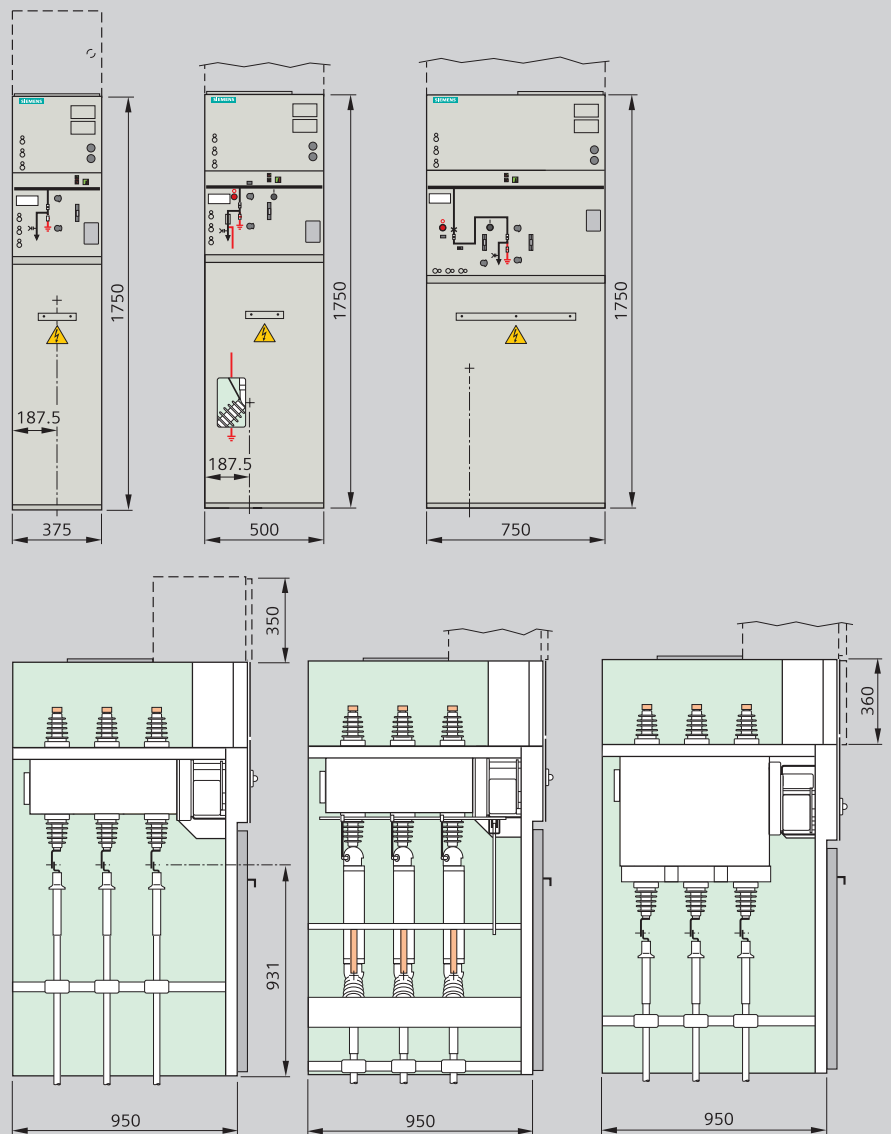
- Type-tested, three phase, metal-enclosed indoor switchgear according to IEC 62271-200
- AFLR internal arc classification (AIC)
- Enables applications :
 - Transformer substations
 - Distribution substations of power supply
 - Railway stations, airports, industrial plants
 - public building, high rise building, hospitals
- Extendable, compact and modular design
- Maintenance-free operating mechanism parts



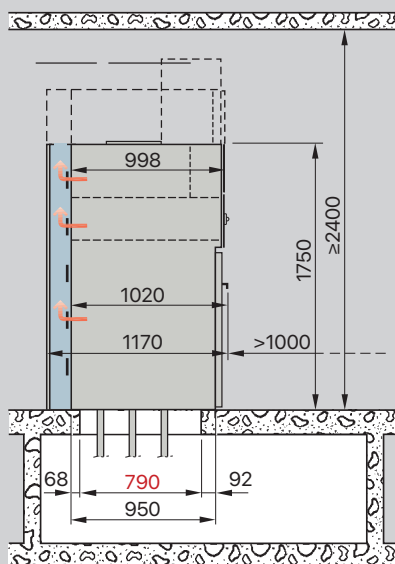
▶ PRODUCT RANGE PANEL

- Ring-main panel: types R, RI, R(T)
- Cable panel: types K, KI
- Bus riser panel: type H
- Bus Earthing panel: type E
- Transformer panel: types T, TI, T(T)
- Discover panel: types DI, DI(T)
- Circuit breaker panel: types L, LI, L(T), LI(T)
- Circuit breaker panel: types LI(r), L2(r)
- Metering panel: type M
- Bus metering panel: types M(VT-F), MI(VT-F)

DIMENSION

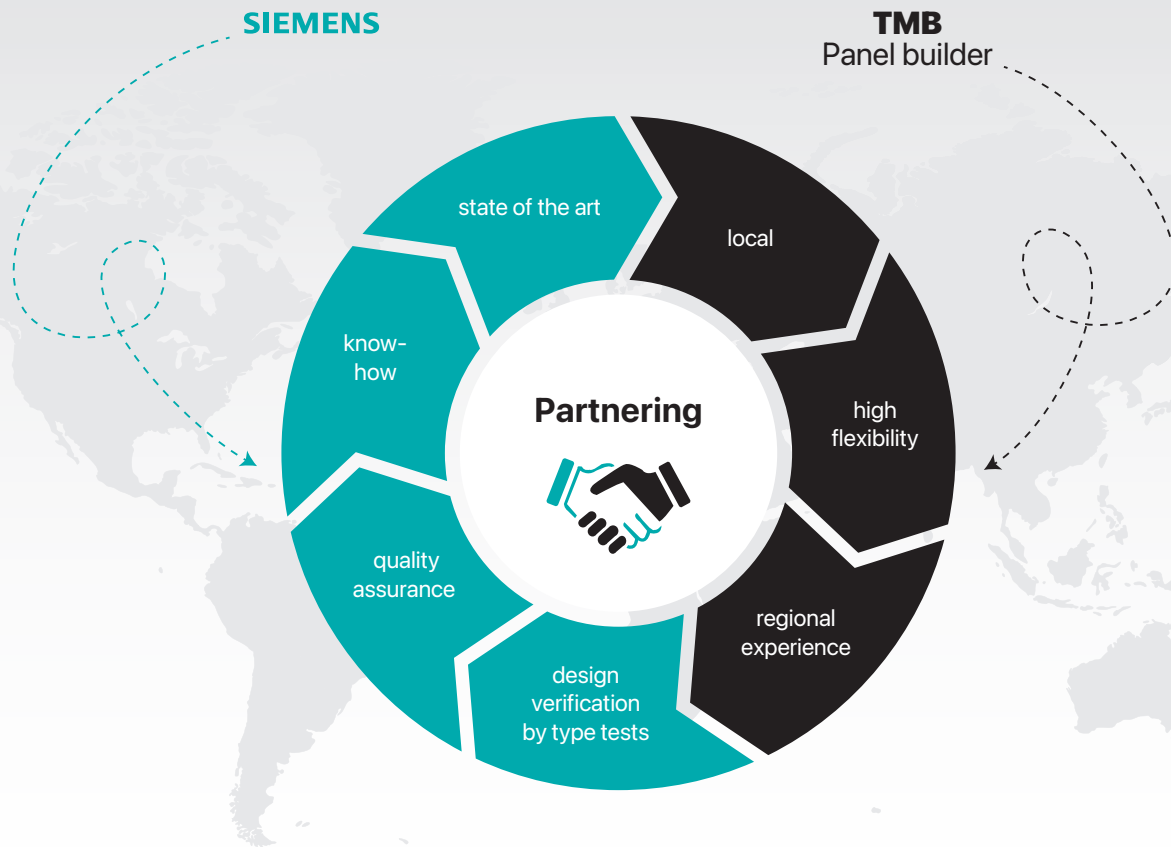


ROOM PLANNING



Free-standing arrangement (side view)

▶ PARTNERING CONCEPT



▶ STANDARDS

		IEC standard	VDE standard	EN standard	GB standard
Switchgear	SIMOSEC	IEC 62271-1	VDE 0671-1	EN 62271-1	GB/T 11022
		IEC 62271-200	VDE 0671-200	EN 62271-200	GB 3906
Devices	Circuit-breakers	IEC 62271-100	VDE 0671-100	EN 62271-100	GB 1984
	Disconnectors and earthing switches	IEC 62271-102	VDE 0671-102	EN 62271-102	GB 1985
	Switch-disconnectors	IEC 62271-103	VDE 0671-103	EN 62271-103	GB 3804
	Switch-disconnector/fuse combination	IEC 62271-105	VDE 0671-105	EN 62271-105	GB 16926
	HV HRC fuses	IEC 60282-1	VDE 0670-4	EN 60282-1	GB 15166.2
	Voltage detecting systems	IEC 61243-5	VDE 0682-415	EN 61243-5	DL / T 2006-538 (acc. to IEC 61958
	Voltage presence indicating systems	IEC 62271-206	VDE 0671-206	EN 62271-206	2008, similar to Chinese satandard
Degree of protection	IP code	IEC 60529	VDE 0470-1	EN 60529	GB 4208
	IK code	IEC 62262	VDE 0470-100	EN 50102	
Insulation	-	IEC 60071	VDE 0111	EN 60071	GB / T 311.2
Transformers	Instrument transformers : General requirements	IEC 61869-1	VDE 0414-9-1	EN 61869-1	
	Current transformers	IEC 61869-2	VDE 0414-9-2	EN 61869-1	GB 1208
	Voltage transformers	IEC 61869-3	VDE 0414-9-3	EN 61869-3	GB 1207
Power installations	Common rules	IEC 61936-1	VDE 0101-1	EN 61936-1	-
	Earthing of power installations	-	VDE 0101-2	EN 50522	-
Insulating gas SF₆	Specification for sulfur hexafluoride (SF ₆)	IEC 1-61936	VDE 0373-1	EN 60376	-